











CUSTOM ACCESS PANELS SECURITY



Security Access Panels are the perfect choice for interior design, ideal for painting, veneering, wallpapering or laminating. Please complete this form for each size panel you require and submit for quotation. All panels will be manufactured 5mm smaller than the opening size in wall or ceiling to a tolerance of +/-2mm.

Frame Type	Custom Dimensions (mm) Frame Profile 100mm		Application	Lock
WET WALL (SET BEAD) Code: SAP-CUSTOM-WW  Set Bead for Plastering  Panel installed (SAP-WW Shown)	Height		 Ceiling	 Kaba Nightlatch  Lockwood 201
	Width			
	Common Sizes (mm)		 Wall	Other
FLANGED EDGE (FEATHERED EDGE) Code: SAP-CUSTOM-FE  Picture Frame  Panel installed (SAP-FE Shown)	300 x 300		Door	Gas Struts
	450 x 450		 Solid	With Gas Struts 450x450mm - one strut fitted (as standard)
	530 x 530			
	550 x 550		 Perforated	With Gas Struts 600x600mm - two struts fitted
	600 x 600			Without Gas Struts

Click here to go back to Contents

CUSTOMER DETAILS

Please complete this form for each size panel you require and submit for quotation to sales@tgroup.com.au

By accepting this custom product quote, you are agreeing to the manufacture of a custom product which is subject to **Trafalgar's Terms and Conditions.**

Company Name

Contact Name

Quantity | Date

E-mail | Phone

Signature